

## Relay For Life Online

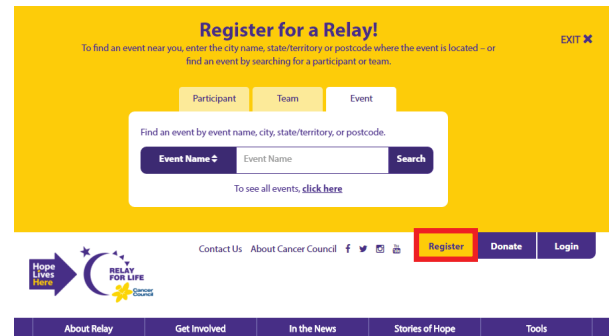
# How to register



Registering for a Relay For Life is now easier than ever before in 3 simple steps - go to [relayforlife.org.au](http://relayforlife.org.au) to get started!

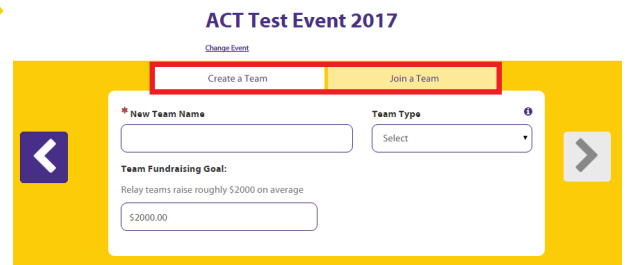
## Step 1: Tell Us About Yourself

Firstly, find your Relay using 'Register' at the top of your page. You can find the event you'd like to register for by Participant, Team or details about the Events. Choose 'Returning' or 'New' user - if you have registered for a Relay in the past we have your details so can pre-populate some of your details.



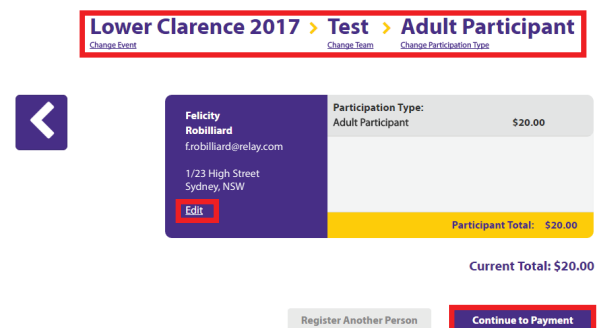
## Step 2: Participant Options

You can create or join a team, register for the Survivor & Carer lap, choose your t-shirt size, set a fundraising goal and even jumpstart your fundraising by giving a self-donation.



## Step 3: Confirm & Pay

Finally, here you can see a summary of your registration, register another person for the Relay, and edit any of your registration details before going to the payment page. Once the payment page is complete and the transaction processed – you've registered for Relay!



Happy Relaying!